







# O Come, O Come Emmanuel

## ~ Progress Sheet ~







### Track Your Progress

Check the boxes below to set goals and record achievements.




#### MELODY

			Practicing	Achieved
1	Play the melody using the <i>Melody Sheet</i>		<input type="checkbox"/>	<input type="checkbox"/>
2	Play the melody with the <i>Melody and Chords Track</i>	 	<input type="checkbox"/>	<input type="checkbox"/>
3	Play the melody with the <i>Chords Track</i>	  	<input type="checkbox"/>	<input type="checkbox"/>

#### CHORDS

			Practicing	Achieved
1	Play the chords using the <i>Chords (or Easy Chords) Sheet</i>		<input type="checkbox"/>	<input type="checkbox"/>
2	Play the chords with the <i>Melody and Chords Track</i>	 	<input type="checkbox"/>	<input type="checkbox"/>
3	Play the chords with the <i>Melody Track</i>	  	<input type="checkbox"/>	<input type="checkbox"/>

#### SINGING

			Practicing	Achieved
1	Sing and play the melody using the <i>Melody Sheet</i>		<input type="checkbox"/>	<input type="checkbox"/>
2	Sing the melody and play chords using the <i>Chords Sheet</i>	 	<input type="checkbox"/>	<input type="checkbox"/>

Skill Levels:



Level 1



Level 2



Level 3